

# Vent Free Fireboxes



Save  
on Home  
Heating with a  
99% Heat  
Efficient  
Vent-Free  
Fireplace

LCUF36 Vent Free Firebox shown with optional Kentucky Stack Fiber Ceramic Gas Logs.

## G(C/R)UF32C, G(C/R)UF36C, G(C/R)UF42C, MCF36, MCF42, LCUF32, LCUF36, BUF400 and BUF500 Vent Free Fireboxes

*Monessen offers a full line of vent free fireboxes to fit the needs of any design project.*

- G(C/R)UFC Series offers 32", 36" and 42" fireboxes with a choice of louvered or radiant clean face
- Magnum Series 36" and 42" fireboxes with radiant design including a circulating feature and taller opening for larger rooms
- Lo-Rider Series 32 and 36" fireboxes with radiant design offer a standard cottage clay firebrick (LCUF32) and standard herringbone brick pattern (LCUF36) with a low profile hearth for a traditional fireplace look

*Heat with  
Personality.*

**MONESSEN**  
**HEARTH SYSTEMS**



*MCUF36 Vent Free Firebox shown with herringbone brick, optional Black Arched Front and Black Fire Screen Doors and optional Split Maple Refractory Cement Gas Logs.*

## MCUF36/MCUF42 Magnum and LCUF32/LCUF36 Lo-Rider Vent Free Fireboxes

- Magnum fireboxes available in 36" (MCUF36) and 42" (MCUF42) shipped standard with your choice of cottage clay fiber ceramic firebrick or herringbone refractory firebrick (shown above) factory installed
- Optional variable thermostat blower (160 cfm)
- Lo-Rider fireboxes available in 32" (LCUF32) and 36" (LCUF36 shown on cover) offering an extra large viewing area
- LCUF32 firebox is shipped standard with cottage clay firebrick and LCUF36 is shipped standard with herringbone refractory firebrick
- Lo-Rider installs with base almost flush with the floor for a traditional look
- Large selection of field installed options, including decorative facings available in several finishes
- CSA design certified for use with Monessen 18", 24" and 30" Vent Free Gas Logs as well as other vent free gas logs that fit within the minimum hearth area



*GRUF36CF Vent Free Firebox shown with Cottage Clay Firebrick and optional Charred Timber Fiber Ceramic Vent Free Gas Logs.*

## **G(C/R)UF32C, G(C/R)UF36C and G(C/R)UF42C Vent Free Fireboxes**

- 32", 36" and 42" fireboxes with a choice of louvered or radiant clean face
- Available standard without firebrick; with factory installed cottage clay fiber ceramic or refractory firebrick; or field installed cottage clay or cottage red firebrick
- Hidden, heat circulating air ducts allow blower operation with optional radiant face panels and facing material installed up to the edge of the firebox for a true masonry look
- Out-of-the-box ready for a circulating installation
- Optional radiant panels for easy field conversion
- CSA design certified for use with 18", 24" and 30" Monessen Vent Free Gas Logs as well as other vent free gas logs that fit within the minimum hearth area  
**Please Note:** 24" Ember Burner used with Kentucky Stack and Split Maple Gas Logs does not fit into the G(C/R)UF32C firebox
- With 99% vent free efficiency, heat stays in the home for warmth and comfort

# AIR DUCT DESIGN ALLOWS BLOWER OPERATION WITH RADIANT FACE PANELS



**Circulating GCUF36C Firebox**



**Clean Face Radiant GRUF36C Firebox**

- Out-of-the-box ready for a circulating installation
- Optional radiant panels for easy field conversion
- New air duct design allows blower operations with optional radiant face panel
- Available in three sizes for virtually any installation need

## BUF400 and BUF500 Vent Free Fireboxes



**BUF400 Vent Free Firebox**



**BUF500 Vent Free Firebox**

- Firebox with a true 36" (BUF400) and 42" (BUF500) brick to brick opening displays black facing and a standard refractory firebox liner
- Zero clearance design allows installation next to wood, sheetrock or other construction materials
- Radiant design with hidden, heat circulating air ducts
- No expensive flue, chimney or hearth required makes installation versatile
- Optional blower may be added for rapid heat circulation
- CSA design certified for use with most 18", 24" and 30" vent free gas logs

# OPTIONAL ACCESSORIES

## FACTORY INSTALLED OPTIONS (G(C/R)UFC and MCUF Series Only)

- Cottage Clay and Refractory Firebrick

## FIELD INSTALLED ACCESSORIES

### GCUCF SERIES ONLY



Pewter Louvers



Brass Louvers

• Medium trim kits available in brass, pewter and black  
Note: Cannot be used with radiant clean face firebox or radiant panel kits.



Pewter Filigree Panels



Gold Filigree Panels



Black Filigree Panels

### G(C/R)UFC, MCUF and LCUF SERIES ONLY



Curved Pewter Trim



Curved Brass Trim



Curved Black Trim

### G(C/R)UFC and MCUF SERIES ONLY

### G(C/R)UFC SERIES ONLY



Variable Thermostat Controlled Forced Air Blower (160 cfm)



Cottage Red Firebrick



Cottage Clay Firebrick

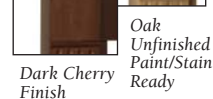
## 32" and 36" HARDWOOD WALL AND CORNER (GR/UCF AND LCUF32 SERIES ONLY) SURROUNDS AND HEARTHES ADD MORE DESIGN FLEXIBILITY AND VALUE



LCUF36 Firebox with optional Honey Oak Surround and Hearth, Kentucky Stack Logs and Brass Trim



GCUF32C Firebox with optional Cherry Surround with Hearth, DEB Aged Hickory Logs, Brass Trim and Brass Filigree Panels (Surround with Hearth shown above not available in Unfinished Oak or Unfinished Birch)



## REMOTE CONTROLS AND WALL THERMOSTATS FOR USE WITH LOGS



On/Off Remote Control with Receiver.



On/Off Remote Control with 90 min. countdown timer with Receiver.



On/Off Thermostat Remote Control with Receiver.



Programmable Thermostat Remote Control with Receiver. Standard or Hi/Lo flame adjustable operation.



Thermostat Remote Control with 3-Speed Blower Control with Receiver.



Touch Light™ Table Top/Wall Mount TLM On/Off and TLT Thermostat Remote Control with Receiver.



Programmable Wireless Wall Thermostat with Receiver.

## DECORATIVE ARCHED FRONTS, FRAMES AND FIRE SCREEN DOORS



GCUCF shown with Brushed Pewter Arched Front, Brushed Pewter Frame and Brushed Pewter Fire Screen Doors



MCUF shown with Black Arched Front, Brushed Pewter Frame and Black Fire Screen Doors



MCUF shown with Gold Arched Front, Gold Frame and Gold Fire Screen Doors



LCUF shown with Black Arched Front, Black Frame and Black Fire Screen Doors



LCUF shown with Gold Arched Front, Gold Frame and Black Fire Screen Doors



LCUF shown with Brushed Pewter Arched Front, Brushed Pewter Frame and Brushed Pewter Fire Screen Doors

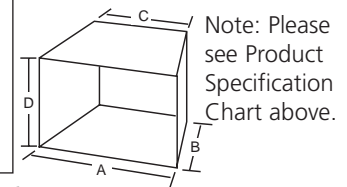
# SPECIFICATIONS

Product Specifications														
Model	Width		Height		Depth		Minimum Hearth Area				Hearth Opening (Sq. In.)	Radiant or Circulating	Blower Option	Design Certified
	Actual	Framing	Actual	Framing	Actual	Framing	A	B	C	D				
MCUF36	41"	41-1/4"	43-3/4"	44-1/4"	20-1/2"	21"	36"	16"	24-1/2"	26"	936	Radiant	Yes	CSA
MCUF42	47"	47-1/4"	43-3/4"	44-1/4"	20-1/2"	21"	42"	16"	30-1/2"	26"	1092	Radiant	Yes	CSA
LCUF32	37"	37-1/4"	34-1/2"	35"	16"	15-1/2" *	29-7/8"	13-1/4"	23-3/8"	27-1/2"	822	Radiant	No	CSA
LCUF36	41"	41-1/4"	43-3/4"	44-1/4"	20-1/2"	21"	36"	16"	24-1/2"	32"	1152	Radiant	No	CSA
GCUF32C	37"	37-1/4"	34-1/2"	35"	16"	15-1/2" *	29-7/8"	13-1/4"	23-3/8"	21-7/8"	653	Both	Yes	CSA
GCUF36C	41"	41-1/4"	34-1/2"	35"	18"	17-1/2" *	34"	15-3/4"	27-3/8"	21-7/8"	743	Both	Yes	CSA
GCUF42C	47"	47-1/4"	34-1/2"	35"	18"	17-1/2" *	40"	15-3/4"	33-3/8"	21-7/8"	875	Both	Yes	CSA
BUF400	40"	40-1/2"	34"	34-1/2"	21"	21-1/2"	35-1/2"	17"	20-3/8"	21-1/2"	763	Radiant	Yes	CSA
BUF500	46"	46-1/2"	34"	34-1/2"	21"	21-1/2"	41-1/2"	17"	26-3/8"	21-1/2"	892	Radiant	Yes	CSA

## Hardwood Surround Dimensions \* Framing dimension allows for drywall thickness.

	32" Wall Surround	32" Wall Hearth	32" Wall Sur. w/ Hearth	36" Wall Surround	36" Wall Hearth	*36" Wall Surround	*36" Wall Hearth	36" Wall Sur. w/ Hearth
Width of mantel	50-1/2"	58"	52-1/4"	54-3/8"	61-1/4"	58"	64-1/2"	56-1/2"
Height w/o hearth	48"	5"	50***	48-1/4"	5"	53"	5"	50***
Depth	17-1/4"	21-3/8"	23-1/2"	19-3/4"	25-1/2"	22"	25-1/2"	26"
Opening width	38"	-	38"	42"	-	42"	-	42"
Opening height	35-7/8"	-	35-3/4"	35-3/4"	-	40-3/4"	-	35-3/4"
Width of mantel top	58"	-	58"	62"	-	64-1/2"	-	61-1/2"
Depth of mantel top	21-1/8"	-	21"	25-1/2"	-	25-1/2"	-	23-3/4"

## Minimum Hearth Area Drawing



\* MCUF36 and LCUF36      \*\* Height includes hearth

## Vent Free Firebox Framing Dimensions

	32" Corner Surround	32" Corner Hearth	36" Corner Surround	36" Corner Hearth	MCUF36	MCUF42	LCUF32	LCUF36	GCUF32C	GCUF36C	GCUF42C	BUF400	BUF500
Width of mantel	62-3/8"	62-3/8"	63-3/8"	63-3/8"	41-1/4"	47-1/4"	37-1/4"	41-1/4"	37-1/4"	41-1/4"	47-1/4"	40-1/2"	46-1/2"
Height w/o hearth	48-1/4"	5"	48-1/4"	5"	44-1/4"	44-1/4"	35"	44-1/4"	35"	35"	35"	34-1/2"	34-1/2"
Distance from corner to front center of mantel	35-1/2"	-	37-1/2"	-	30-1/2"	36-1/2"	29"	30-1/2"	29"	32"	38"	24-13/16"	30-13/16"
Distance from corner to front edge along wall	44-1/8"	-	47"	-	15-1/4"	18-1/4"	14-7/8"	15-1/4"	14-7/8"	16-3/8"	19-3/8"	13-1/2"	13-1/2"
Opening width	38"	-	42"	-	71-1/2"	77-1/2"	61-3/4"	71-1/2"	61-3/4"	68-7/8"	74-7/8"	67-7/8"	73-7/8"
Opening height	35-7/8"	-	35-7/8"	-	35-3/4"	38-3/4"	30-7/8"	35-3/4"	30-7/8"	34-1/2"	37-1/2"	34"	34"
					G 21"	21"	15-1/2"	21"	15-1/2"	17-1/2"	17-1/2"	21-1/2"	21-1/2"
					H 50-1/2"	55"	43-3/4"	50-1/2"	43-3/4"	48-3/4"	53"	48"	54"

### Warning:

- It is recommended that the screen be used during operation of this log set. Always ensure the screen has adequate spaces to allow for passage of combustion air to the gas log set.
- Correct installation of the vent free logs, proper location of the heater and periodic cleaning are necessary to avoid potential service problems with sooting.
- Keep small children and animals away from the open flame of the gas log set at all times.
- There may be a start-up odor associated with the heating of the logs. The odor should diminish in 2-3 hours of operation with the burner at its highest setting with the fan in the off position.
- It is recommended to open a window during burn off period.

### REGULATORY APPROVAL

This firebox has been tested and approved to ANSI Z21.91 standards, for ventless firebox enclosures.

## MONESSEN HEARTH SYSTEMS

149 Cleveland Drive • Paris, Kentucky 40361

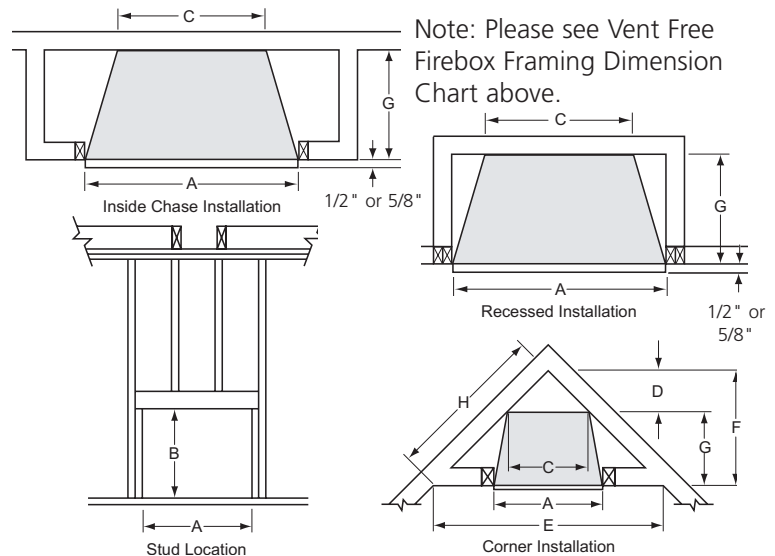
[www.monessenhearth.com](http://www.monessenhearth.com)

To avoid personal injury or property damage, the product described by this brochure must be installed, operated and maintained in strict compliance with the instructions packaged with the product and all applicable building or fire codes. Contact local building or fire officials about restrictions and installation inspection requirements. All photographs and drawings on this brochure are for illustrative purposes only and are not intended for, nor should they be used as a substitute for the instructions packaged with the unit. Appearance and specifications of the product are subject to change without notice.

© 2006 Monessen Hearth Systems, Inc.



MADE IN U.S.A.  
VFFireboxes-MHS3506



Sold by: